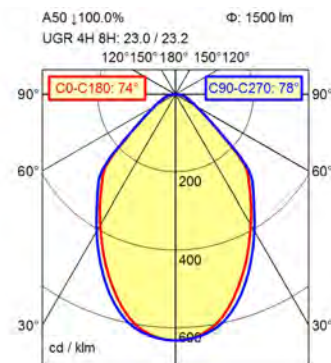

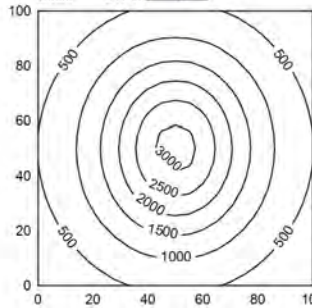


CEE 7/VII



100 x 100 cm Φ: 1500 lm  
Em: 1158 lx  
Emax: 3050 lx  
Emin: 217 lx  
= 50 cm



- light source
- work equipment
- connected load
- secondary tension
- power consumption
- sec. power consumption
- luminous flux
- luminous efficiency
- light type/-color
- colour temperatur
- color rendering index
- light distribution
- direct ratio
- beam angle
- chromaticity tolerance LED
- luminance (L65)
- unified glare rating (4H 8H)
- system of protection
- class of protection
- technology
- operation
- housing
- cover
- arm
- balance of articulation joints
- weight (net)
- mains lead
- fastening
- decorative contrast side parts

- LED
- electronic ballast
- 100 - 240 V; Wechselstrom (AC); 50 Hz; 60 Hz
- 24 V
- ca. 23 W
- ca. 19 W
- approx. 1.500 lm
- approx. 78 lm/W
- cold white
- approx. 5.000 K
- CRI > 90; R9 > 50
- direct
- approx. 100 %
- 75°
- < 3 SDCM
- <= 12000 cd/m<sup>2</sup>
- <= 25
- IP 20
- I with plug-in power supply; III without plug-in power supply
- Touch DIM
- multi-function switch
- aluminium coloured anodised
- structured; plastic
- silver metallic
- spring
- ca. 1,9 kg
- ca. 3,4 m; mains plug; CEE 7/VII
- table base
- black

